



Puzzle Vacations



The Double Seven



Start



Finish



The Object

Eight two-sided pieces are placed on a 3x3 board as shown in the "Start" position in the illustration above. The pieces and the board can be produced from the third page of this file.

The object of this puzzle is to reach the "Finish" position from the "Start" one in series of turn-it-over moves. A turn-it-over move consists of turning a piece over to the adjacent vacant cell of the board. Since every piece has two different colors on each of its sides, after the move the piece changes its color. An example of such a move is shown in the right column of the illustration.

Last Update
August 2, 2004

Puzzle concept: Copyright © 2004 Grabarchuk Family. All Rights Reserved.
Copyright © 2004 ThinkFun Inc. All Rights Reserved. webmaster@ThinkFun.com
Permission is granted for personal use only. This puzzle may not be duplicated for personal profit.

Puzzle Vacations

The Double Seven



Start

1	2	3
4		5
6	7	8

7, 6, 4, 1, 2, 7, 6, 8,
5, 6, 1, 4, 8, 5, 6, 1,
7, 3, 1, 7, 4, 2, 3, 4.

(24 moves)

Finish

3	4	1
2		7
8	5	6

Solution

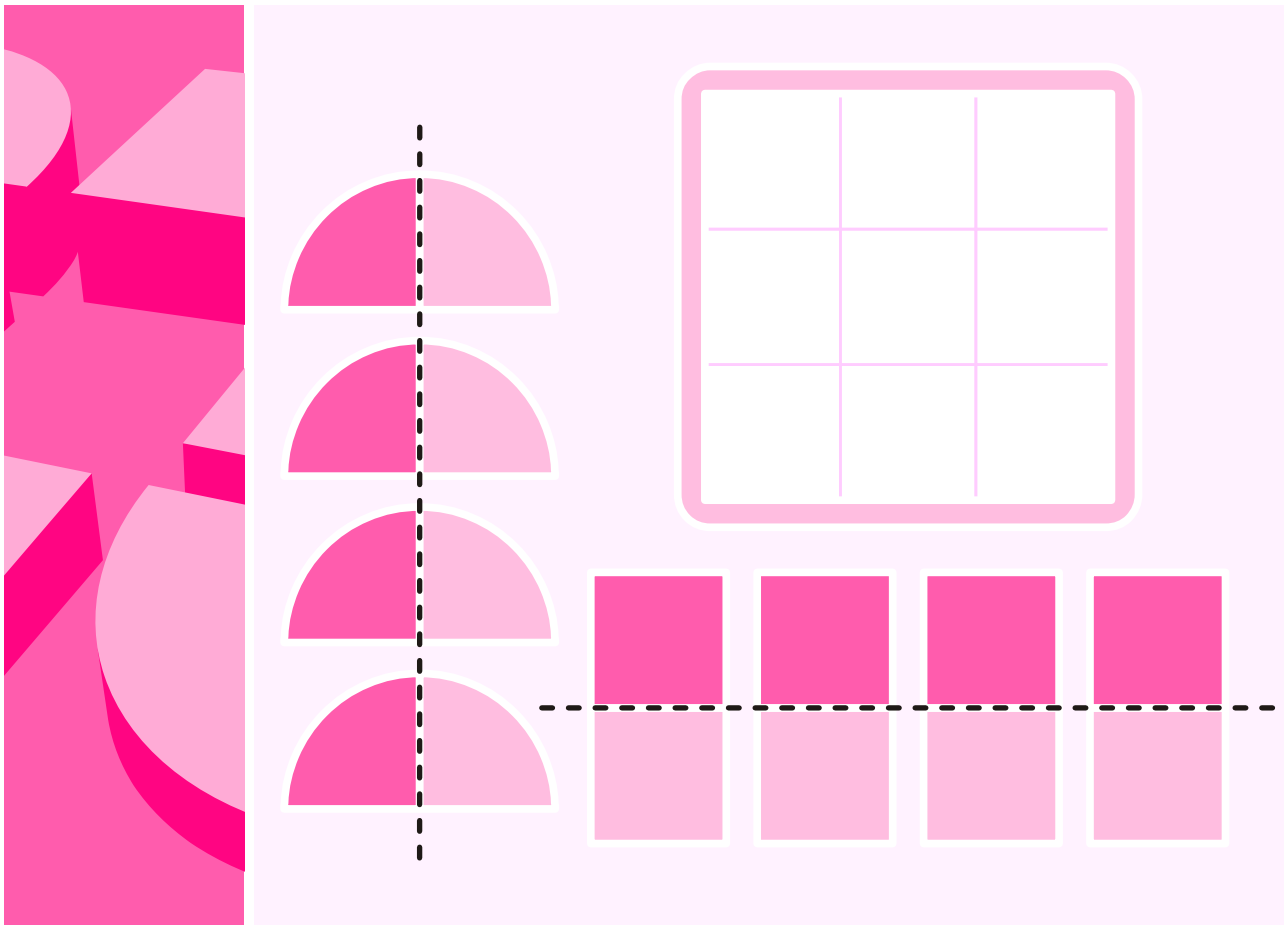
The solution to this turn-it-over puzzle consists of 24 moves. If we enumerate the pieces as shown in the "Start" position, then the sequence of 24 numbers shows the proper solution to the puzzle with the "Finish" position at the bottom of the illustration.

2

SPECIAL SUMMER MIX EDITION FROM **Puzzles.COM**

Puzzle Vacations

The Double Seven



Pieces

To produce the pieces and the board first print them and then cut them out.

3

Last Update
August 2, 2004

Puzzle concept: Copyright © 2004 Grabarchuk Family. All Rights Reserved.
Copyright © 2004 ThinkFun Inc. All Rights Reserved. webmaster@ThinkFun.com
Permission is granted for personal use only. This puzzle may not be duplicated for personal profit.