


SPECIAL SUMMER REMIX EDITION FROM **Puzzles.COM**

Puzzle Vacations



The Snake With Diamonds



Start



Finish



The Object

To solve this sliding block puzzle first produce the pieces and the board for it provided in the last page of this file. Then put the pieces on the board in the way shown in the "Start" position above.

When the puzzle is set for solving, the object of it is to slide the pieces within the board in order to reach the "Finish" position from the "Start" one. Note, that the piece marked with the flower on the board is immovable.

Last Update
August 2, 2004

Puzzle concept: Copyright © 2004 Peter Grabarchuk. All Rights Reserved.
Copyright © 2004 ThinkFun Inc. All Rights Reserved. webmaster@ThinkFun.com
Permission is granted for personal use only. This puzzle may not be duplicated for personal profit.

Puzzle Vacations

The Snake With Diamonds



Start

1	2	3
	*	4
7	6	5
8	9	10

Finish

7	9	10
4	*	
8	6	3
1	2	5

1, 2, 3, 4, 5, 6, 9, 10, 6,
 9, 10, 8, 7, 10, 9, 5, 4,
 3, 2, 1, 10, 9, 5, 4, 3, 2,
 1, 10, 9, 7, 8, 5, 4, 3, 2,
 1, 10, 9, 7, 4, 5, 6, 3, 2,
 1, 10, 9, 7, 4, 8, 6, 5, 2,
 1, 10, 9, 7, 4, 8, 2, 1, 3,
 5, 6, 2, 1, 6, 2, 1, 8, 4,
 7, 9, 10.

(74 moves)

Solution



The solution to this sliding block puzzle consists of 74 moves. If we enumerate the pieces as shown in the "Start" position, then the sequence of 74 numbers shows the proper solution to the puzzle with the "Finish" position at the bottom of the illustration.

2

SPECIAL SUMMER REMIX EDITION FROM Puzzles.COM

Puzzle Vacations

The Snake With Diamonds



Pieces &
Board

To produce the pieces and the board first print them and then cut them out.

3

Last Update
August 2, 2004

Puzzle concept: Copyright © 2004 Peter Grabarchuk. All Rights Reserved.
Copyright © 2004 ThinkFun Inc. All Rights Reserved. webmaster@ThinkFun.com
Permission is granted for personal use only. This puzzle may not be duplicated for personal profit.