


SPECIAL SUMMER REMIX EDITION FROM [Puzzles.COM](http://Puzzles.COM)

# Puzzle Vacations

*The Zero Puzzle*



## The Object

First try to assemble the shapes shown at the bottom of the illustration above and the digit of Zero in the center, using all the eight pieces for each of them. Then try to form new shapes on your own.


Last Update  
August 2, 2004

Puzzle concept: Copyright © 2004 Peter and Serhiy Grabarchuk. All Rights Reserved.  
Copyright © 2004 ThinkFun Inc. All Rights Reserved. [webmaster@ThinkFun.com](mailto:webmaster@ThinkFun.com)  
*Permission is granted for personal use only. This puzzle may not be duplicated for personal profit.*

SPECIAL SUMMER REMIX EDITION FROM [Puzzles.COM](http://Puzzles.COM)

# Puzzle Vacations

*The Zero Puzzle*



Solution

The solutions to the eight shapes are shown in the illustration.

2

Last Update  
August 2, 2004


Puzzle concept: Copyright © 2004 Peter and Serhiy Grabarchuk. All Rights Reserved.  
Copyright © 2004 ThinkFun Inc. All Rights Reserved. [webmaster@ThinkFun.com](mailto:webmaster@ThinkFun.com)  
Permission is granted for personal use only. This puzzle may not be duplicated for personal profit.

SPECIAL SUMMER REMIX EDITION FROM [Puzzles.COM](http://Puzzles.COM)

# Puzzle Vacations



*The Zero Puzzle*



Pieces

To produce the pieces first print them and then cut them out.

3

Last Update  
August 2, 2004

Puzzle concept: Copyright © 2004 Peter and Serhiy Grabarchuk. All Rights Reserved.  
Copyright © 2004 ThinkFun Inc. All Rights Reserved. [webmaster@ThinkFun.com](mailto:webmaster@ThinkFun.com)  
*Permission is granted for personal use only. This puzzle may not be duplicated for personal profit.*