


Treasure of Classic
and Modern Puzzles

Tricks



Rainbow Necklace Trick by Serhiy Grabarchuk

You have the seven cards with a many-colored necklace on each of them. Ask someone to choose any two-colored bead from any necklace, and then ask to turn over all cards without chosen bead (for this simply click each of these cards). After a single peek at the cards you may say exactly which bead was chosen. How do you think you can perform it?

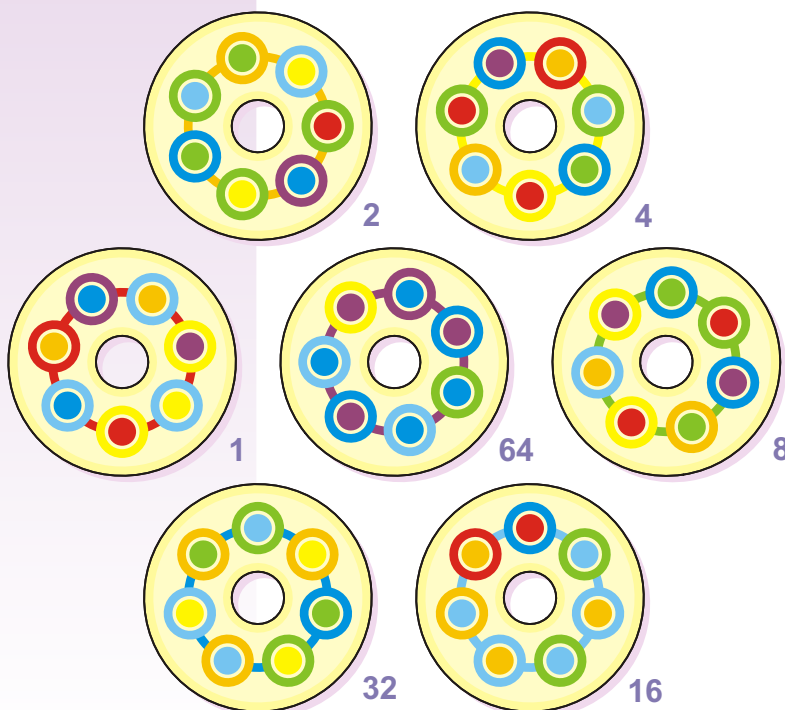
August 31, 2003

www.puzzles.com

Concept: Copyright © 2003 Serhiy Grabarchuk. All Rights Reserved
Copyright © 2003 ThinkFun Inc. All Rights Reserved. webmaster@ThinkFun.com
Permission is granted for personal use only. This puzzle may not be duplicated for personal profit.

Treasure of Classic
and Modern Puzzles

Tricks



Rainbow Necklace Trick (secret)

Each of the seven colors on the cards has its own number.

Tiny color threads going through all the seven beads in each necklace have their numbers as follows:

Red - 1; Orange - 2;
Yellow - 4; Green - 8;
Light Blue - 16; Blue - 32
and Violet - 64. They use a binary code.

The colors on the beads are numbered as follows:

Red - 1; Orange - 2; Yellow - 3; Green - 4; Light Blue - 5; Blue - 6 and Violet - 7.

All the colors form a rainbow spectrum, so this makes them and their order in both sequences easy to memorize.

When you look at the cards which remain unturned you simply have to count (as quick as you can) the sum of the colors of threads on these cards. You always get a two-digit number which says you the two colors of the chosen bead.

For example, you see that three threads - Orange, Green and Blue lie opened. They give you $2+8+32=42$. This means that the center of the chosen bead has the 4th color (Green), while its border has the 2nd color (Orange).

To demonstrate this trick smoothly you may want to have some practice, however.

August 31, 2003

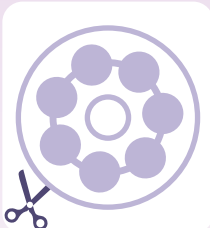
www.puzzles.com

Concept: Copyright © 2003 Serhiy Grabarchuk. All Rights Reserved
Copyright © 2003 ThinkFun Inc. All Rights Reserved. webmaster@ThinkFun.com
Permission is granted for personal use only. This puzzle may not be duplicated for personal profit.

Treasure of Classic
and Modern Puzzles


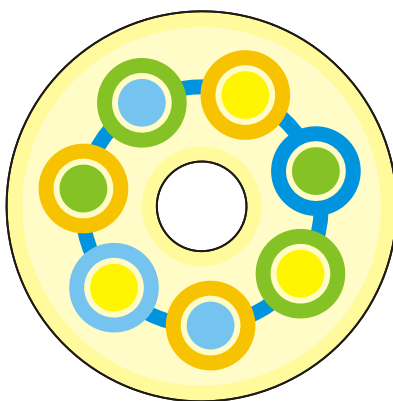
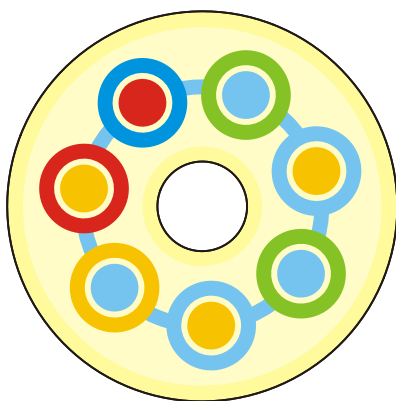
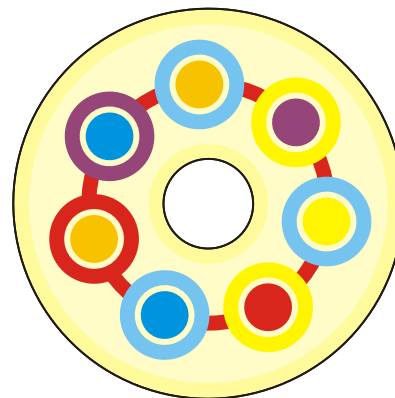
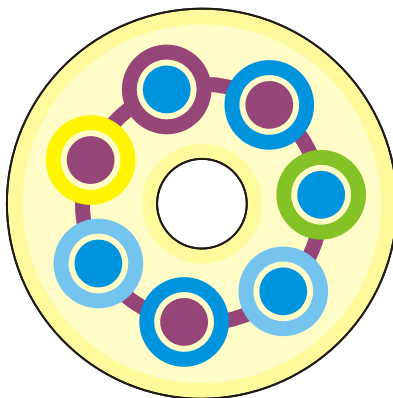

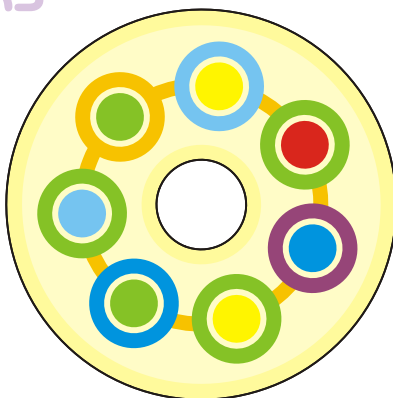

Tricks

1



x 7

F



Rainbow Necklace Trick (pieces)

To produce the pieces first print them out. Then follow the diagram shown in the left column above - from step 1 to step F (finish).

August 31, 2003

www.puzzles.com

Concept: Copyright © 2003 Serhiy Grabarchuk. All Rights Reserved
Copyright © 2003 ThinkFun Inc. All Rights Reserved. webmaster@ThinkFun.com
Permission is granted for personal use only. This puzzle may not be duplicated for personal profit.