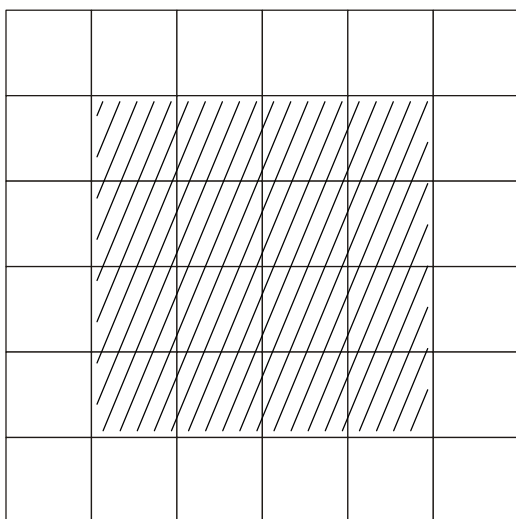
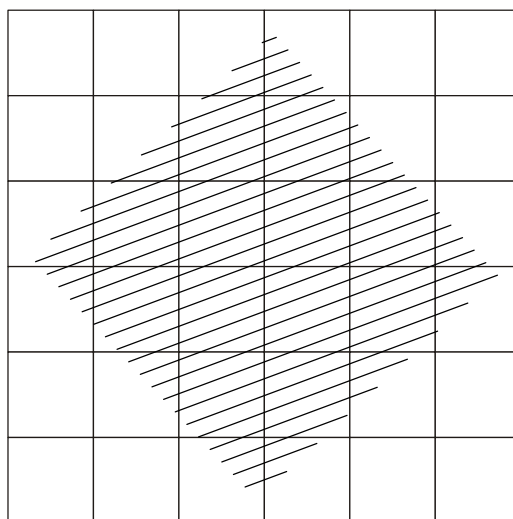


Treasure of Classic  
and Modern Puzzles

## Illusions



1



2

## Square Waves

by Serhiy Grabarchuk, Jr.

The straight lines on both grids seem to be curved where they are covered with the shaded figures.

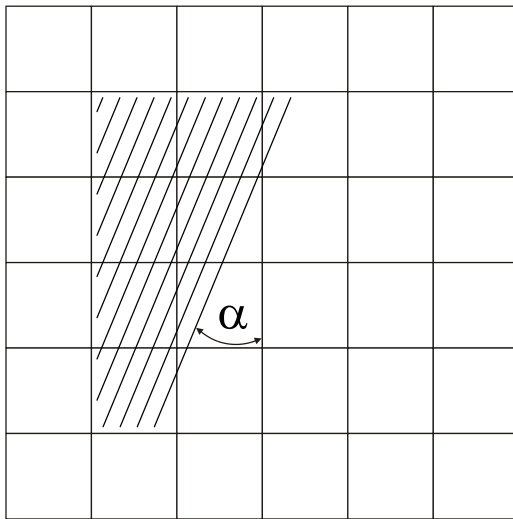
August 28, 2003

[www.puzzles.com](http://www.puzzles.com)

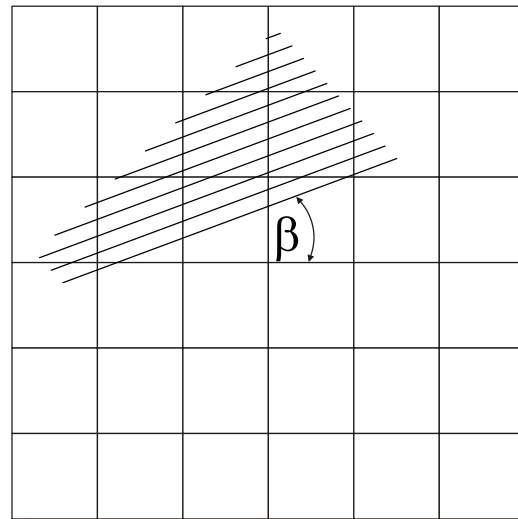
Concept: Copyright © 2003 Serhiy Grabarchuk, Jr. All Rights Reserved.  
Copyright © 2003 ThinkFun Inc. All Rights Reserved. [webmaster@ThinkFun.com](mailto:webmaster@ThinkFun.com)  
Permission is granted for personal use only. This puzzle may not be duplicated for personal profit.

Treasure of Classic  
and Modern Puzzles

## Illusions



1



2

### Square Waves (explanation)

The steep sloping lines in Figure 1 cause that the vertical sides of the squares seem to be inclined in the opposite direction. In Figure 2 gentle sloping lines cause that the horizontal sides of the squares seem to be inclined in the opposite direction.

If you become to practice by yourself you will notice that the less the angle between the sloping lines and the respective sides of the squares (angle  $\alpha$  in Figure 1, and angle  $\beta$  in Figure 2, respectively), the more these squares seem to be distorted.

August 28, 2003

[www.puzzles.com](http://www.puzzles.com)

Concept: Copyright © 2003 Serhiy Grabarchuk, Jr. All Rights Reserved.  
Copyright © 2003 ThinkFun Inc. All Rights Reserved. [webmaster@ThinkFun.com](mailto:webmaster@ThinkFun.com)  
Permission is granted for personal use only. This puzzle may not be duplicated for personal profit.