
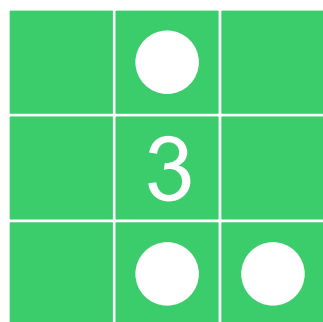
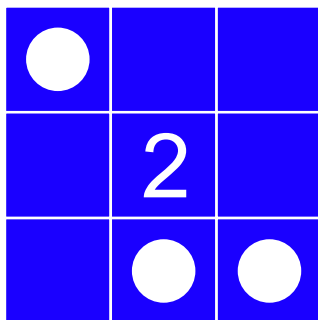

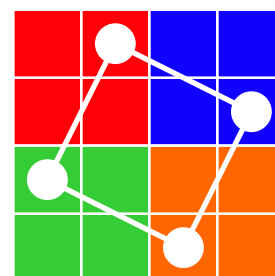


Treasure of Classic
and Modern Puzzles

Matching Cards



1



2

Squares 4 Four

by Peter Grabarchuk

Arrange the four pieces shown in Figure 1 (the pieces for printing out can be found at the last page of this file) into the 2x2 square so that four squares formed of the white dots appear. A square is formed when four dots lie in its respective corners (as shown in Figure 2 above).

September 6, 2003

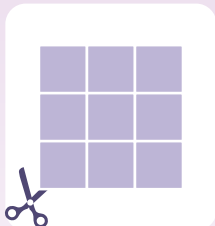
www.puzzles.com

Puzzle concept: Copyright © 2003 Peter Grabarchuk. All Rights Reserved.
Copyright © 2003 ThinkFun Inc. All Rights Reserved. webmaster@ThinkFun.com
Permission is granted for personal use only. This puzzle may not be duplicated for personal profit.

Treasure of Classic
and Modern Puzzles

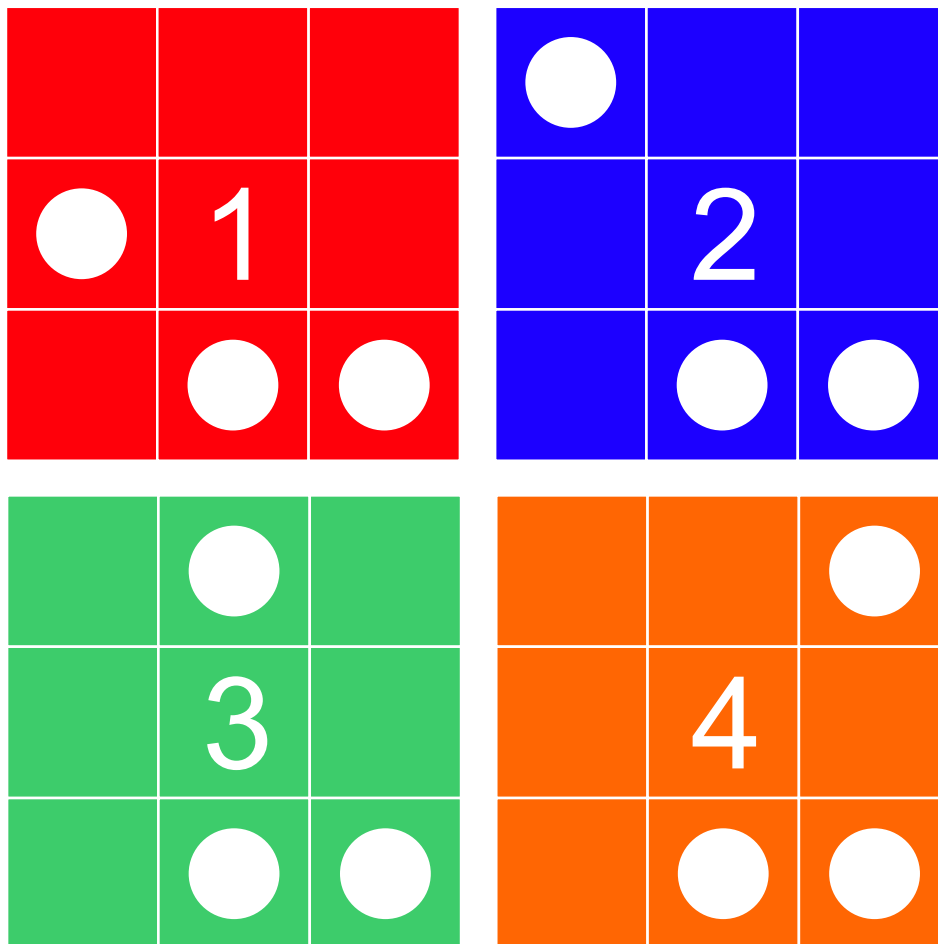
Matching Cards

1



x 4

F



Squares 4 Four (pieces)

To produce the pieces first print them out. Then follow the diagram shown in the left column above - from step 1 to step F (finish).

September 6, 2003

www.puzzles.com

Puzzle concept: Copyright © 2003 Peter Grabarchuk. All Rights Reserved.
Copyright © 2003 ThinkFun Inc. All Rights Reserved. webmaster@ThinkFun.com
Permission is granted for personal use only. This puzzle may not be duplicated for personal profit.