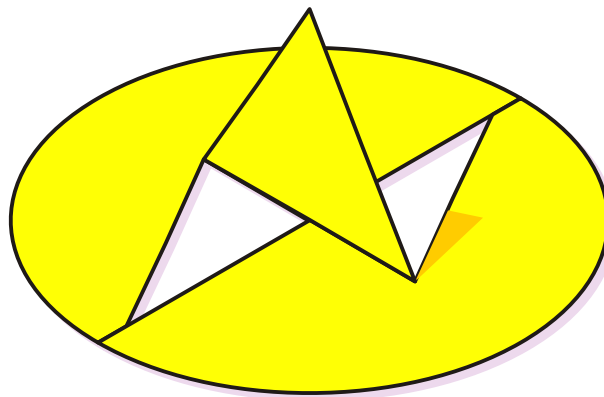
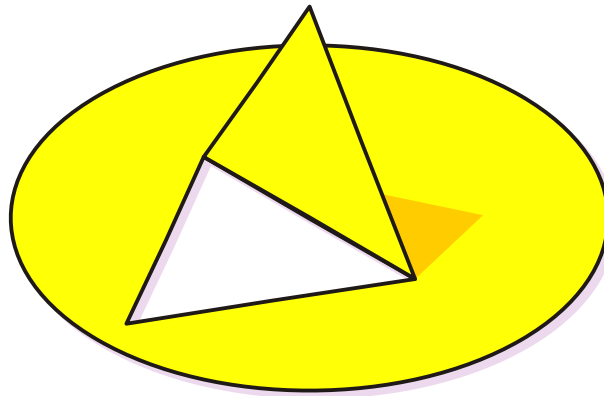


Treasure of Classic  
and Modern Puzzles

## Toys



## Thumbtacks

*by Serhiy Grabarchuk*

A well known thumbtack as shown on the top can be obtained from a simple circle and a pattern to it is almost obvious.

But what would you say about a new version shown below it? Do you think it can be also obtained from the same circle? If your answer is "yes", then can you draw a pattern required to make such a thumbtack? Maybe it can be obtained from the pattern of the first one?

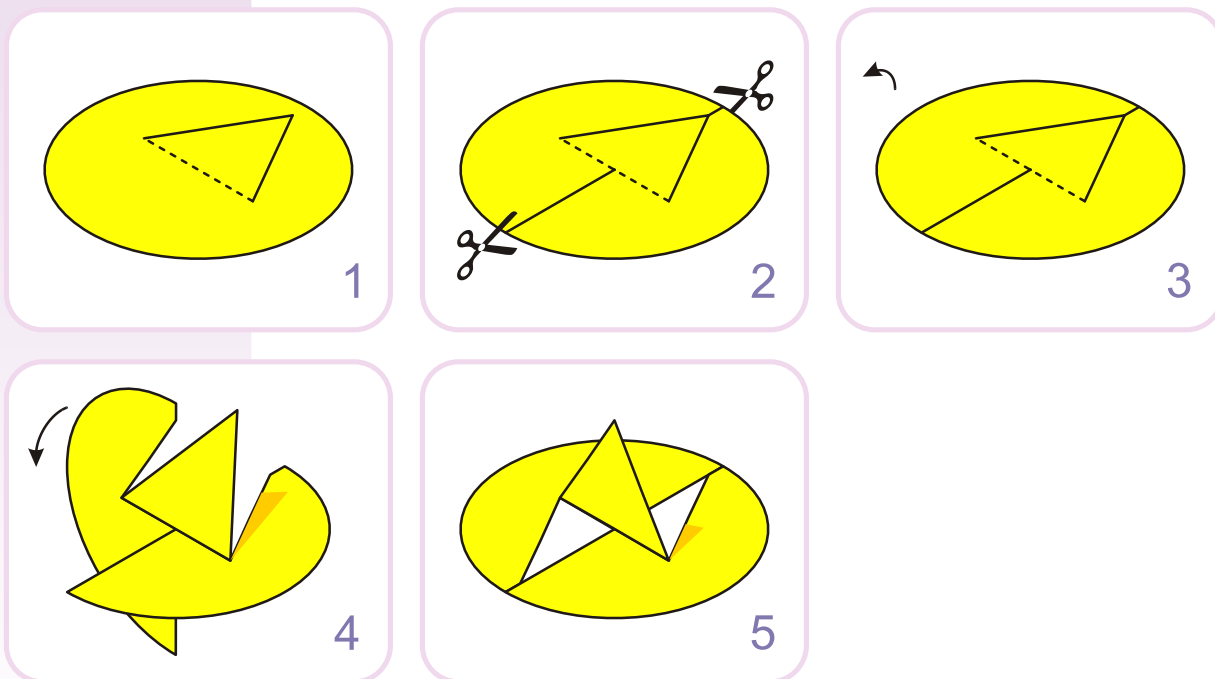
September 27, 2003

[www.puzzles.com](http://www.puzzles.com)

Toy's visual concept: Copyright © 2003 Serhiy Grabarchuk. All Rights Reserved.  
Copyright © 2003 ThinkFun Inc. All Rights Reserved. [webmaster@ThinkFun.com](mailto:webmaster@ThinkFun.com)  
Permission is granted for personal use only. This puzzle may not be duplicated for personal profit.

Treasure of Classic  
and Modern Puzzles

## Toys




## Thumbtacks (explanation)

The pattern for the second thumbtack can be obtained from the pattern of the first one with only two extra cuts as shown in Step 2 in the diagram. The additional turnings that have to be done are shown in Steps 3 and 4 with the final thumbtack shown in Step 5.

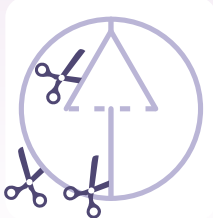
Treasure of Classic  
and Modern Puzzles

## Toys

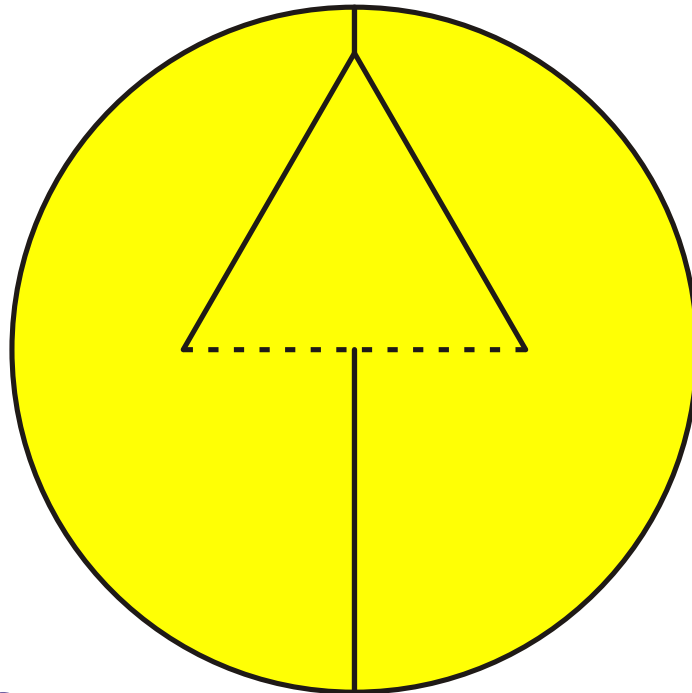
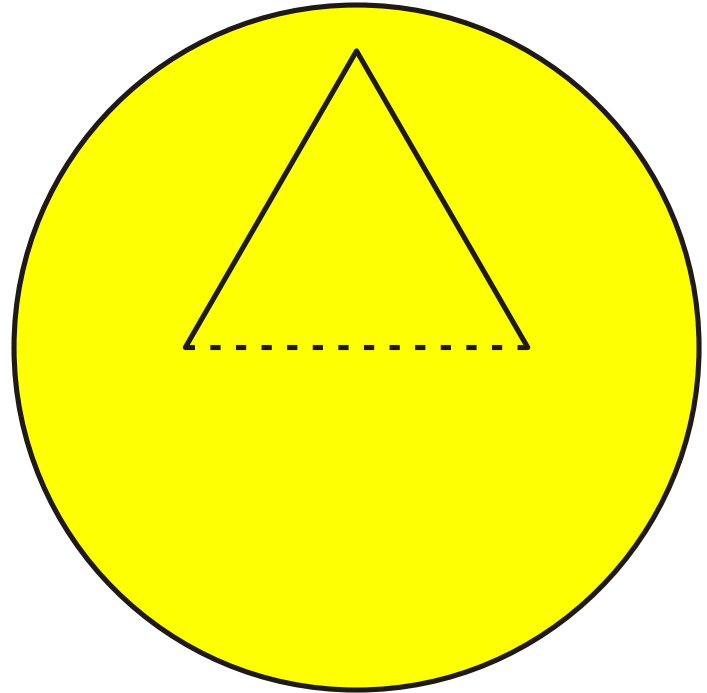

1



2



F



## Thumbtacks

To produce the thumbtacks first print them out. Then follow the diagram shown in the left column above - from step 1 to step F

September 27, 2003

[www.puzzles.com](http://www.puzzles.com)

Toy's visual concept: Copyright © 2003 Serhiy Grabarchuk. All Rights Reserved.  
Copyright © 2003 ThinkFun Inc. All Rights Reserved. [webmaster@ThinkFun.com](mailto:webmaster@ThinkFun.com)  
Permission is granted for personal use only. This puzzle may not be duplicated for personal profit.